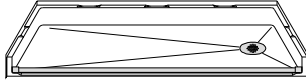


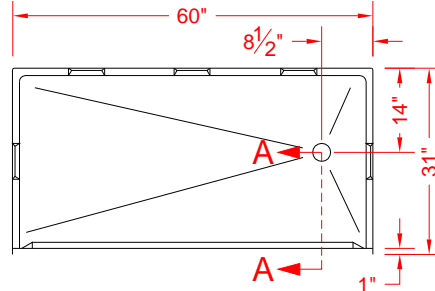
# MODEL: P6030E75B\*

ALL ACCESSORIES OPTIONAL

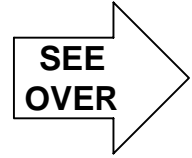
## BARRIER FREE



PERSPECTIVE VIEW - N.T.S.  
MODEL SHOWN HERE AS:  
END DRAIN



TOP VIEW - SCALE  $\frac{3}{8}'' = 1'-0''$



### Features:

- Molded, one piece gelcoat/fiberglass shower pan
- Available in various Threshold heights
- On all threshold heights 1-1/2" or taller, no mud set is required
- On all threshold heights 1-1/4" or shorter, no mud set is required and an anchoring adhesive kit is supplied



FRONT ELEVATION - SCALE:  $\frac{3}{8}'' = 1'-0''$

### \*OTHER THRESHOLD HEIGHTS AVAILABLE UPON REQUEST

MODEL #	UNIT	THRESHOLD
	HEIGHT	HEIGHT
P6030E75B	Y	Z*
	5-3/4"	3/4" MIN
P6030E2B	7"	2" MAX

\* - SEE BACK FOR DETAIL SECTIONS

### PRODUCT SPECIFICATIONS:

- One piece shower pan shall be constructed of gelcoat/fiberglass
- Rough-In: Stud opening +1/4" -0" Nominal Dimensions.

C.S.I. FORMAT SPECIFICATION TEXT AVAILABLE

### PRODUCT INFORMATION:

- Colors: White as standard, others to match any major fixture manufacturer, also available with sprayable solid surface in many colors

### ACCESSORIES:

- INSTALLED BY OTHERS:
- T-Shaped Rubber WaterStopper Kit
  - Semi-permanent Threshold Adapter
  - Caulkless drain

### CODES:

- Designed and manufactured in compliance with the following standards and codes:
- A.N.S.I. Z124.2 Standards for Plastic Showers
  - I.P.C. International Plumbing Code
  - U.P.C. Uniform Plumbing Code

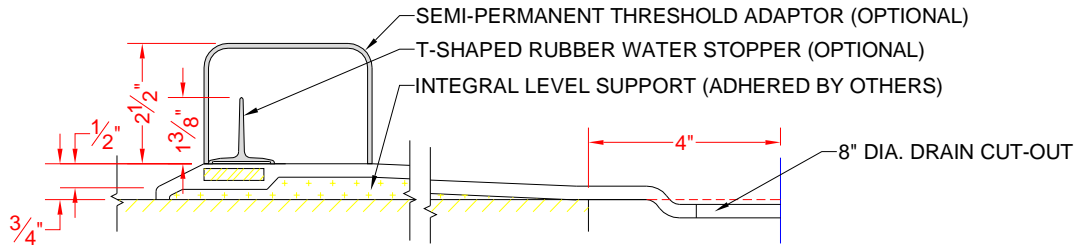
### NOTICE OF LIMITATION:



BEST BATH SYSTEMS INC.  
www.best-bath.com 1-800-727-9907

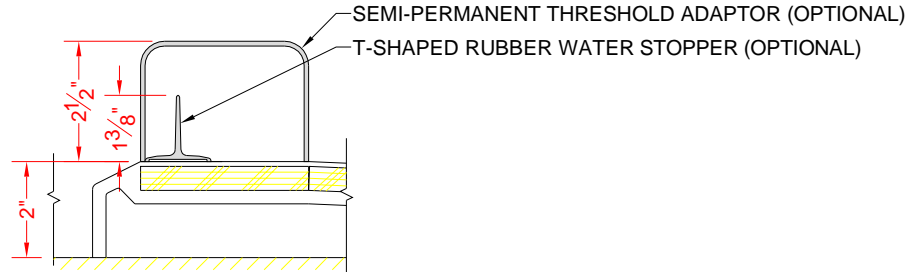
*We reserve the right to make revisions without notice in the design of fixtures or in packaging unless this right has specifically been waived at the time the order is accepted.*

P6030E75B



SECTION A-A - SCALE: 3" = 1'-0"

P6030E2B



SECTION A-A - SCALE: 3" = 1'-0"

**\*\*OTHER THRESHOLD HEIGHTS AVAILABLE UPON REQUEST\*\***