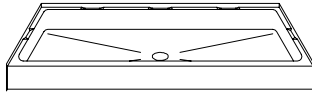
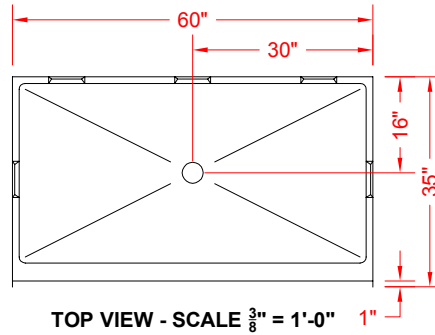


ALL ACCESSORIES OPTIONAL



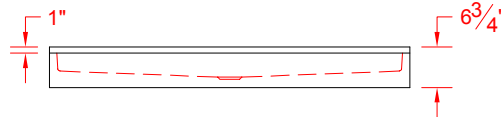
PERSPECTIVE VIEW - N.T.S.



TOP VIEW - SCALE  $\frac{3}{8}'' = 1'-0''$

### Features:

- Gelcoat fiberglass shower pan
- No grout cleaning hassles



FRONT ELEVATION - SCALE:  $\frac{3}{8}'' = 1'-0''$

### PRODUCT SPECIFICATIONS:

- One-piece shower pan shall be constructed of gelcoat/fiberglass
- Rough-In: Stud opening +1/4" -0" Nominal Dimensions.

C.S.I. FORMAT SPECIFICATION TEXT AVAILABLE

### PRODUCT INFORMATION:

- Accessories: Factory installed, unless prone to damage during installation/shipping. Polished chrome/satin stainless standard, others available.
- Colors: White as standard, others to match any major fixture manufacturer, also available with sprayable solid surface in many colors

### ACCESSORIES:

- INSTALLED BY OTHERS:
- Caulkless drain

### CODES:

- Designed and manufactured in compliance with the following standards and codes:
- A.N.S.I. Z1241.2 Standards for plastic Bathtubs and Showers
  - I.P.C. International Plumbing Code
  - U.P.C. Uniform Plumbing Code

### NOTICE OF LIMITATION:



BEST BATH SYSTEMS INC.  
www.best-bath.com 1-800-727-9907

*We reserve the right to make revisions without notice in the design of fixtures or in packaging unless this right has specifically been waived at the time the order is accepted.*