

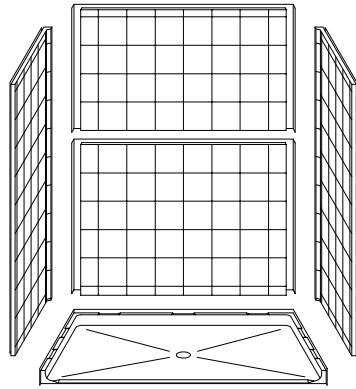


CA TITLE 24 COMPLIANT

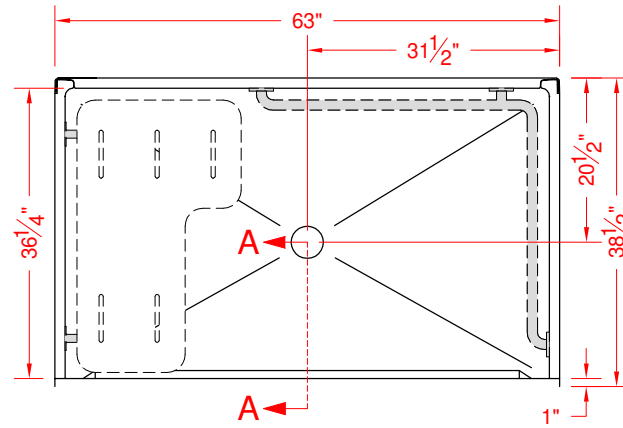


DIMENSIONS IN BLUE ARE FOR INTERNAL USE ONLY

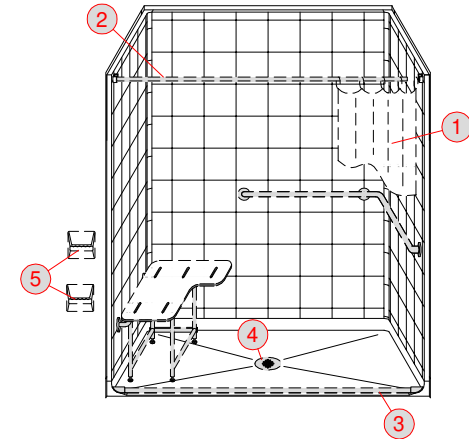
ADA/ANSI/CA TITLE 24 COMPLIANT WHEN FULLY EQUIPPED



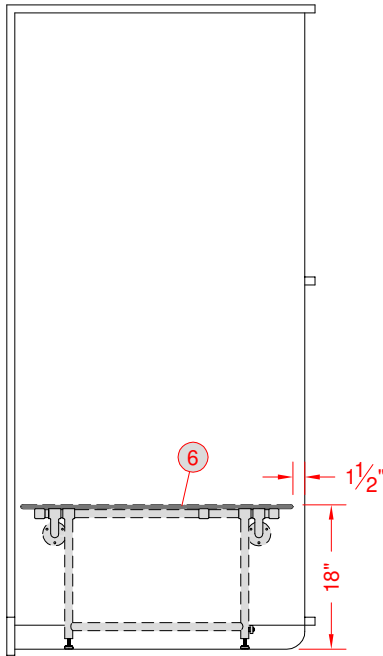
ASSEMBLY VIEW - N.T.S.



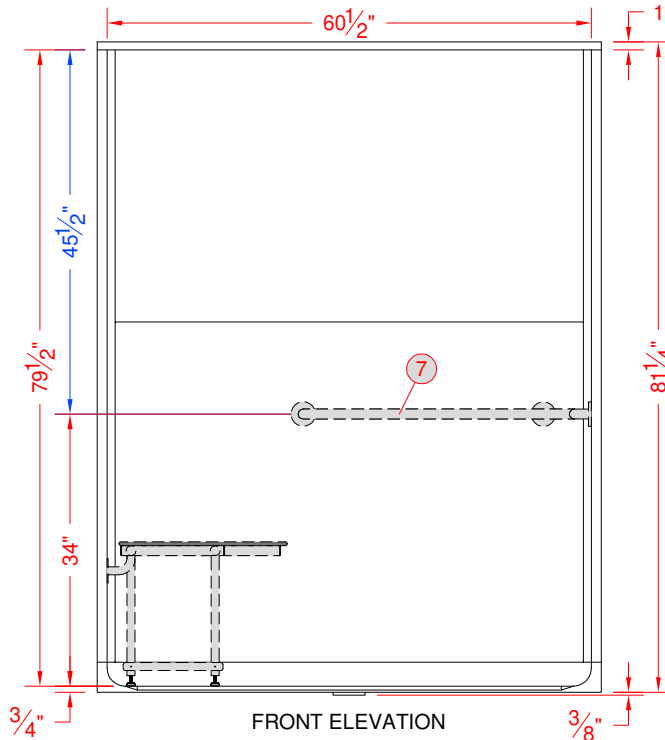
TOP VIEW



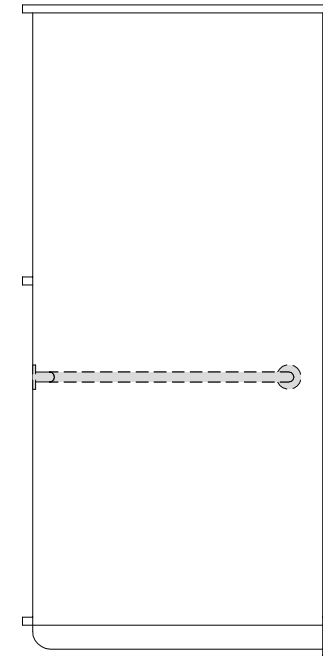
PERSPECTIVE - N.T.S.



INT. LEFT ELEVATION



FRONT ELEVATION



INT. RIGHT ELEVATION

COMMERCIAL GRADE

PROJECT: (Type Your Project Name Here)

COMPANY: (Type Your Company Name Here)

DB:MA

SCALE: 1/2" = 1'-0"

DATE: 06/06/12

CB:PVR

SHEET 1 OF 2

DRAWING NUMBER: 8543

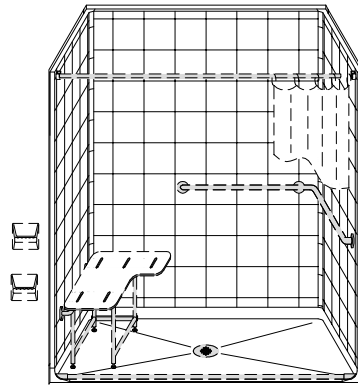


NOTES:

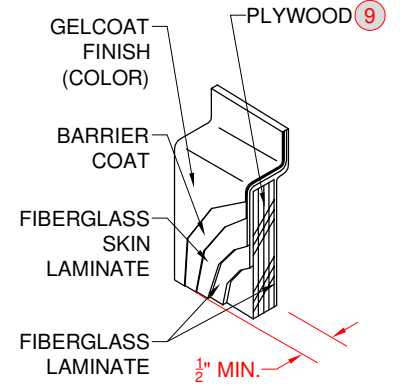
- Rough-in stud opening +1/4" -0" nominal dimensions
- All vertical accessory dimensions are measured from the floor of the shower.
- Best Bath Systems, Inc. retains ownership of all product designs and any proprietary information may not be disclosed to its competitors, their agents or affiliates.

ACCEPTED AS CORRECT BY:

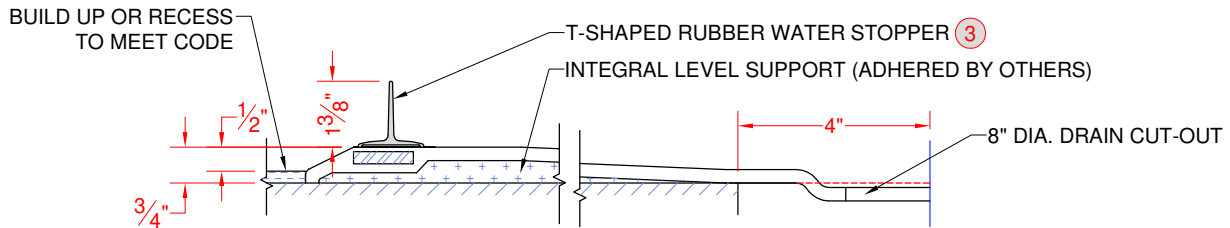
X \_\_\_\_\_ / /



PERSPECTIVE N.T.S.



LAMINATE DETAIL C - SCALE: 3" = 1'-0"



SECTION A-A - SCALE: 3" = 1'-0"

**VALVE PACKAGE DETAILS:**

A	-	N/A						
<b>PLUMBING TREE:</b>		N/A						
<b>PT NIPPLE SIZE:</b>		N/A	<b>SUPPLY TEST:</b>	N/A				
<b>PLUMBING TREE CUSTOM PARTS:</b>		N/A						

FOR THE PROTECTION OF YOUR ACCESSORIES, SOME ITEMS INCLUDED IN THE VALVE PACKAGE WILL NOT BE INSTALLED AT THE FACTORY. THESE ITEMS INCLUDE BUT ARE NOT LIMITED TO THE SUPPLY ELBOW, VACUUM BREAKER, HOSE AND HAND HELD SHOWER.

15								
14								
13								
12								
11								
10								
9	-	FULL PLYWOOD BACKING				✓		
8	1	COMMERCIAL GRADE CONFIGURATION		CG		✓		
7	1	32" x 36" x 1-1/4" L GRAB BAR		GB3236QSS		✓		✓
6	1	34" x 21" FOLD DOWN SEAT W/ SWING DOWN LEGS, PHENOLIC		SE3421PHSO		✓		✓
5	2	SURFACE MOUNT SOAP DISH, SMALL	WHITE	KSOAPDISHMAA		✓		
4	1	OATEY 42150 NO CAULK BRASS DRAIN WITH STAINLESS STEEL SCREEN AND 42157 GASKET FOR NO-HUB CAST IRON PIPE		KACXDRAIN2002		✓		✓
3	1	T-SHAPED RUBBER WATER STOPPER KIT, 5 FT, LARGE END CAPS	GREY	KTWSG5L		✓		
2	1	CURTAIN ROD AND MOUNTING BRACKETS KIT		KACX ROD 62.5		✓		
1	1	66" x 74" CURTAIN		KACXCURT0005		✓		
KEY	QTY.	DESCRIPTION	COLOR	PART NUMBER	FACTORY INSTALLED	INSTALLED BY OTHERS	MARK LOCATION ONLY	PRE-DRILL HOLES

**PARTS LIST**

**NOTES:**

REFER TO SHEET 1 OF 2 FOR ACCESSORY LOCATIONS

DATE: 06/06/12

DRAWING NUMBER: 8543

SHEET 2 OF 2

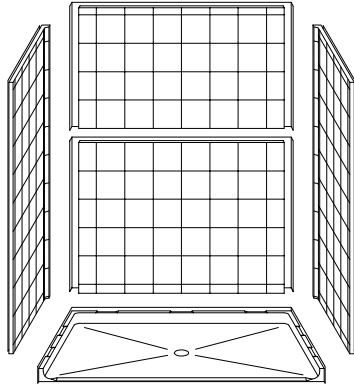


CA TITLE 24 COMPLIANT

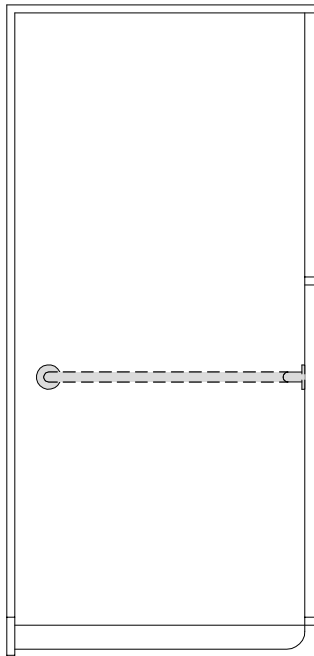


DIMENSIONS IN BLUE ARE FOR INTERNAL USE ONLY

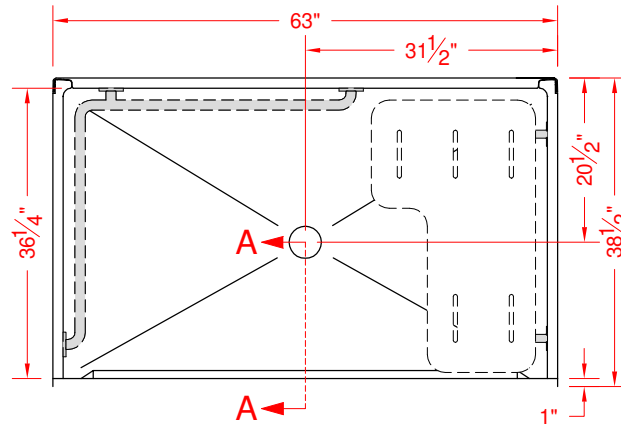
ADA/ANSI/CA TITLE 24 COMPLIANT WHEN FULLY EQUIPPED



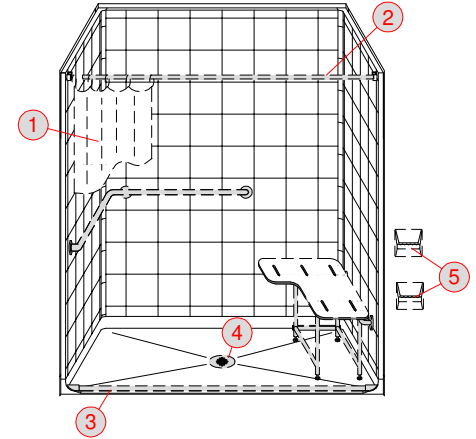
ASSEMBLY VIEW - N.T.S.



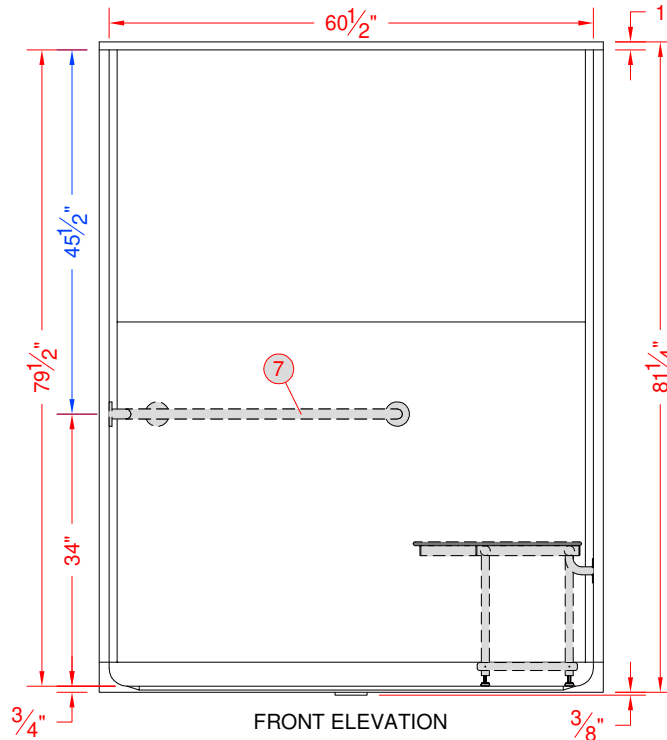
INT. LEFT ELEVATION



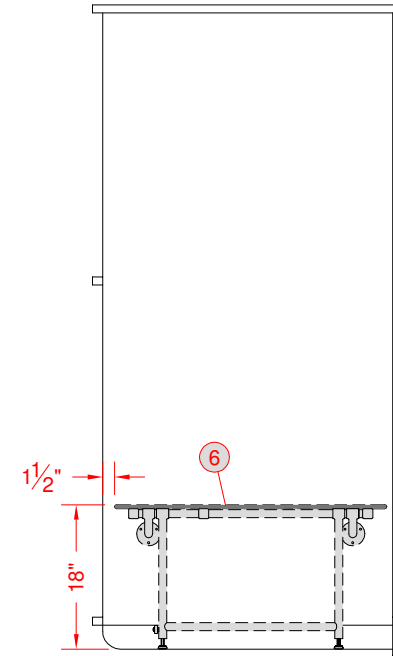
TOP VIEW



PERSPECTIVE - N.T.S.



FRONT ELEVATION



INT. RIGHT ELEVATION

COMMERCIAL GRADE

PROJECT: (Type Your Project Name Here)

COMPANY: (Type Your Company Name Here)

DB:MA

SCALE: 1/2" = 1'-0"

DATE: 06/06/12

CB:PVR

SHEET 1 OF 2

DRAWING NUMBER: 8544

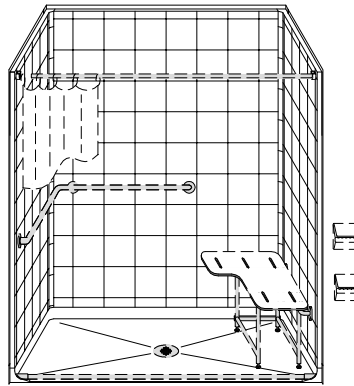


NOTES:

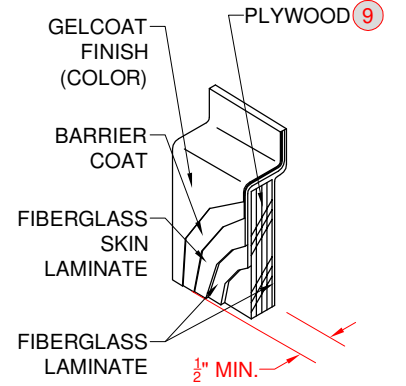
- Rough-in stud opening +1/4" -0" nominal dimensions
- All vertical accessory dimensions are measured from the floor of the shower.
- Best Bath Systems, Inc. retains ownership of all product designs and any proprietary information may not be disclosed to its competitors, their agents or affiliates.

ACCEPTED AS CORRECT BY:

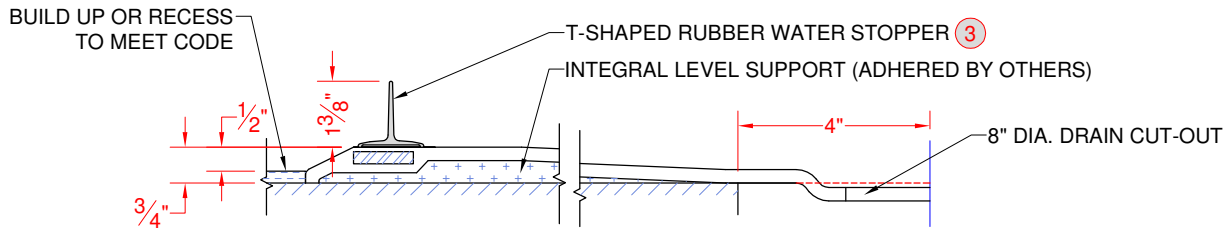
X \_\_\_\_\_ / /



PERSPECTIVE N.T.S.



LAMINATE DETAIL C - SCALE: 3" = 1'-0"



SECTION A-A - SCALE: 3" = 1'-0"

**VALVE PACKAGE DETAILS:**

A	-	N/A						
<b>PLUMBING TREE:</b>		N/A						
<b>PT NIPPLE SIZE:</b>		N/A	<b>SUPPLY TEST:</b>		N/A			
<b>PLUMBING TREE CUSTOM PARTS:</b>		N/A						

FOR THE PROTECTION OF YOUR ACCESSORIES, SOME ITEMS INCLUDED IN THE VALVE PACKAGE WILL NOT BE INSTALLED AT THE FACTORY. THESE ITEMS INCLUDE BUT ARE NOT LIMITED TO THE SUPPLY ELBOW, VACUUM BREAKER, HOSE AND HAND HELD SHOWER.

15								
14								
13								
12								
11								
10								
9	-	FULL PLYWOOD BACKING				✓		
8	1	COMMERCIAL GRADE CONFIGURATION		CG		✓		
7	1	32" x 36" x 1-1/4" L GRAB BAR		GB3236QSS		✓		✓
6	1	34" x 21" FOLD DOWN SEAT W/ SWING DOWN LEGS, PHENOLIC		SE3421PHSO		✓		✓
5	2	SURFACE MOUNT SOAP DISH, SMALL	WHITE	KSOAPDISHMAA		✓		
4	1	OATEY 42150 NO CAULK BRASS DRAIN WITH STAINLESS STEEL SCREEN AND 42157 GASKET FOR NO-HUB CAST IRON PIPE		KACXDRAIN2002		✓		✓
3	1	T-SHAPED RUBBER WATER STOPPER KIT, 5 FT, LARGE END CAPS	GREY	KTWSG5L		✓		
2	1	CURTAIN ROD AND MOUNTING BRACKETS KIT		KACX ROD 62.5		✓		
1	1	66" x 74" CURTAIN		KACXCURT0005		✓		
KEY	QTY.	DESCRIPTION	COLOR	PART NUMBER	FACTORY INSTALLED	INSTALLED BY OTHERS	MARK LOCATION ONLY	PRE-DRILL HOLES

**PARTS LIST**

**NOTES:**

REFER TO SHEET 1 OF 2 FOR ACCESSORY LOCATIONS

DATE: 06/06/12

DRAWING NUMBER: 8544

SHEET 2 OF 2